


Activities	Outputs Results of Activities	Performance Indicators to assess Implementation Progress	Measurement Data Collection Methods	Timeline



Activities	Outputs Results of Activities	Performance Indicators to assess Implementation Progress	[REDACTED]	Timeline
[REDACTED]		96 1469.16 547.8 125..04 39 r	[REDACTED]	FMG /001 Tw 9Tc 0.005 Tw 9 -07 0 Td.96 577.92 563-

Activities	Outputs Results of Activities	Performance Indicators to assess Implementation Progress	Measurement Data Collection Methods	Timeline
				

Activities	Outputs Results of Activities	Performance Indicators to assess Implementation Progress	Measurement Data Collection Methods	Timeline

Table 7. Strategy 96 e1687a017 es0er

Outcomes	Performance Indicators to assess progress toward/achievement of Outcomes	Measurement Data Collection Methods



Document Review and Analysis

Google Analytics


Annually

Document Review and Analysis

Annually



Outcomes

Activities	Outputs Results of Activities	Performance Indicators to assess Implementation Progress	Measurement Data Collection Methods	Timeline
				

Activities

Outcomes	Performance Indicators to assess progress toward/achievement of Outcomes	Measurement Data Collection Methods

Activities

Outputs
Results of Activities

Outcomes	Performance Indicators to assess progress toward/achievement of Outcomes	Measurement Data Collection Methods
		Annual Capacity Assessments Tiered Fidelity Inventory
		Tiered Fidelity Inventory
		Annual Capacity Assessments
		Literacy Benchmark Assessment Data

Table 14. Strategy V Process Evaluation: Progress Implementing Activities from the Improvement Plan

Activities	Outputs Results of Activities	Performance Indicators to assess Itmp2 03.586 Tc 0 u640.6 0) (
------------	----------------------------------	---

Activities	Outputs Results of Activities	Performance Indicators to assess Implementation Progress	Measurement Data Collection Methods	Timeline
			Document Review and Analysis	
			Document Review and Analysis Google Analytics	
			Document Review and Analysis Observations	

Activities	Outputs Results of Activities	Performance Indicators to assess Implementation Progress	Measurement Data Collection Methods	Timeline

Table 15. Strategy V Outcomes Evaluation

Outcomes

Outcomes	Performance Indicators to assess progress toward/achievement of Outcomes	Measurement Data Collection Methods
		PTIC Event Evaluation
		PTIC Event Evaluation Tiered Fidelity Inventory

Table 16. Long-term Outcomes Evaluation

Long-term Outcomes	Outputs Results of Activities	Measurement Data Collection Methods
SiMR:	Across All SSIP Schools:	New York State ELA Exams for Grades 3, 4, 5, 6, 7, 8, 9, 10, 11, 12

Long-term Outcomes	Outputs Results of Activities	Measurement Data Collection Methods
	Across All SSIP Schools:	School-wide Reports