

New York State Testing Program

**English Language Arts and
Mathematics, and
Elementary-Level and
Intermediate-Level Science
Paper-Based Tests**

**Teacher's Directions
Spring 2024**

**Grades 5 & 8
2024**



THE UNIVERSITY OF THE STATE OF NEW YORK
Regents of The University

LESTER W. YOUNG, JR., <i>Chancellor</i> , B.S., M.S., Ed.D.	Beechhurst
JOSEPHINE VICTORIA FINN, <i>Vice Chancellor</i> , B.A., J.D.	Monticello
ROGER TILLES, B.A., J.D.	Manhasset
CHRISTINE D. CEA, B.A., M.A., Ph.D.	Staten Island
WADE S. NORWOOD, B.A.	Rochester
KATHLEEN M. CASHIN, B.S., M.S., Ed.D.	Brooklyn
JAMES E. COTTRELL, B.S., M.D.	New York
JUDITH CHIN, B.S., M.S. in Ed.	Little Neck
CATHERINE COLLINS, R.N., N.P., B.S., M.S. in Ed., Ed.D.	Buffalo
LUIS O. REYES, B.A., M.A., Ph.D.	New York
SUSAN W. MITTLER, B.S., M.S.	Ithaca
FRANCES G. WILLS, B.A., M.A., M.Ed., C.A.S., Ph.D.	Ossining
ARAMINA VEGA FERRER, B.A., M.S. in Ed., Ph.D.	Bronx
SHINO TANIKAWA, B.A., M.S.	Manhattan
ROGER P. CATANIA, B.A., M.A., M.S., C.A.S., Ph.D.	Saranac Lake
ADRIAN I. HALE, A.S., B.A.	Rochester

Commissioner of Education and President of the University

BETTY A. ROSA, B.A., M.S. IN ED., M.S. IN ED., M.ED., ED.D.

Senior Deputy Commissioner, Office of Education Policy

JEFFREY A. MATTESON

Deputy Commissioner, P-12 Operational Support

JASON HARMON

Assistant Commissioner, Office of State Assessment

ZACHARY WARNER

The State Education Department does not discriminate on the basis of race, creed, color, national origin, religion, age, sex, military, marital status, familial status, domestic violence victim status, carrier status, disability, genetic predisposition, sexual orientation, and criminal record in its recruitment, educational programs, services, and activities. NYSED has adopted a web accessibility policy, and publications designed for distribution can be made available in an accessible format upon request. Inquiries regarding this policy of nondiscrimination should be directed to the Office of Human Resources Management, Room 528 EB, Education Building, Albany, New York 12234.

Copyright © 2024 by the New York State Education Department. Permission is hereby granted for school administrators and educators to reproduce these materials, located online on the [NYSED website \(http://p12.nysed.gov/\)](http://p12.nysed.gov/), in the quantities necessary for their schools' use, but not for sale, provided copyright notices are retained as they appear in these publications.

Table of Contents

Purpose and Contents of this PBT Manualv

STEP SIX:

Te i g Acc mm dai f E gi h La g age Lea e	43
STEP THREE:	
Prepare Your Paper-Based Testing Room	43
STEP FOUR:	
Prepare Your Students.....	44
U e S a da di ed Te i g P ced e	44
STEP FIVE:	
Prepare Paper-Based Testing Materials	45
A e Shee , Bi g a hica Da a, a d Labe	45
Scie ce T	45
STEP SIX:	
Administer the 2024 Grades 5 & 8 Science Paper-Based Tests.....	46
G ade 5 & 8 Scie ce	46

Purpose and Contents of this PBT Manual

The purpose of this manual is to provide information needed for a e-ba ed adm i ai f he Gade 5 & 8 E gi h La g age A (ELA) a d Ma hema ic Te a d he Eeme a, -Le e (Gade 5) a d I e media e-Le e (Gade 8) Scie ce Te f de i h e e i ed c m e-ba ed e ig (CBT) gade e e h m e a e e a l di id ai ed Ed cai P g am (IEP) Sec i 504 Acc mm dai Pa (504 Pa) h e i e a a e a e a g age edi f he ma hema ic cie ce e . The e de h d e he ame da a hei CBT gade ca ma e i hi he m i e- ee i d , (M da , A i 8, 2024 Fida , Ma 17, 2024).

In addi , a e-ba ed e ig i emai a aiabe eigi a di de e de ch h d ma e e f ech g i he ca m beca e feigi beief . Reigi a d l de e de Sch h d e eigi beief , d ma e e f ech g i he ca ma d he ef e i , be ffe ig a e-ba ed e , m adm i e he Gade 5 & 8 ELA a d Ma hema ic Te d i g he e ec i e ELA a d Ma hema ic a e-ba ed e ig adm i ai i d a d ma e- da e . F he Gade 5 & 8 Scie ce Te , he e eigi a di de e de ch i eec e da i hi he m i e- ee i d , (M da , A i 8, 2024 Fida , Ma 17, 2024) adm i e he a e-ba ed cie ce e f each gade e e . The Gade 5 & 8 Scie ce Te ma be adm i e ed he ame da . Ma e- m be gi e d i g he m i e- ee adm i ai i d .

F he Gade 5 a d 8 ELA a d Ma hema ic Te , hi ma a c ai , Se 6 f he Teache ' Di ec i . F Se 1 h gh 5, ea e efe he c m e e a e-ba ed Teache ' Di ec i c ai ed i he Teache ' Di ec i f Gade 3-4 a d Gade 6-7 ed he De a me ' _____

Test booklets and scoring materials must be kept secure. You are not to discuss the test, show it to anyone, or photocopy the materials, as the security of the test could be breached. However, school personnel may make photocopies of this *Teacher's Directions* if additional copies are needed.

STEP SIX

Administer the 2024 Grade 5 English Language Arts Paper-Based Test

Se Si c ai he ci ha eache ead bef e de a e ig. I im a ead a f Se O e Fi ead he e i e gade e e i f mai i Se Si i admi i e ig he e . Se O e-Fi e ca be f di he G ade 3 & 4 a d G ade 6 & 7 Ma hema ic Pa e-ba ed Te Teache ' Di ec i . ed he De a me ' ebie (h // . , ed.g. / a e-a e me /g ade -3-8- e-a d-ma h- e -ma a).

not SAY. not

1

2, not

not

1

Only must

1 A Only

1 A

Any other device capable of recording audio, photographic, or video content, or capable of viewing or playing back such content, or sending/receiving text, audio, or video messages

SAY If you brought any of these items to the building today, and have not already stored it in your locker or turned it over to me, a test monitor, or school official, you must give it to me now.

You may not keep your cell phone or any of these items with you, or near you, including in your pockets, backpack, desk, etc. If you keep a cell phone or any of these items with you, your examination will be invalidated and you will get no score. Is there anyone who needs to give me any of these items now?

This is your last opportunity to do so before the test begins.



SAY You will be taking the 2024 Grade 5 English Language Arts Test. There are two sessions for this test. Today, you will answer the questions in Session 1. Tomorrow, you will answer the questions in Session 2.

This test gives you a chance to show your teachers what you have learned in English Language Arts this year. The test will not affect your classroom grade. Your school uses the results of the test to make sure you have the support you need to succeed. Please try your best.

Today, you will read some passages and answer questions about what you have read. You will mark your answers to multiple-choice questions on your Session 1 answer


SAY Now, look at page 1 in your test booklet. Please read along silently as I read the Tips for Taking the Test aloud to you.

SAY Here are some ideas to help you do your best:

Read the whole passage before you answer the questions. Most questions will only make sense after you read the whole passage.

You might need to read the passage more than once to answer a question.

Read each question carefully. Take your time.



2
not
Only
must
Only
A

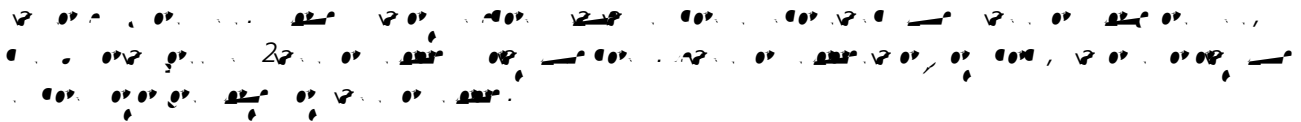
SAY You cannot have any personal communications device, including a cell phone, with you during this test or during any breaks, such as a restroom visit. Such devices include, but are not limited to:

SAY This test gives you a chance to show your teachers what you have learned in English Language Arts this year. The test will not affect your classroom grade. Your school uses the results of the test to make sure you have the support you need to succeed. Please try your best.

Today, you will read some passages and answer questions about what you have read. You will mark your answers to multiple-choice questions on your Session 2 answer sheet and you will write your responses to the written-response questions directly in your test booklet. Only responses written in your test booklet will be scored. You will have as much time as you need today to answer the questions.

Use only a No. 2 pencil. You may not use a pen.

Are there any questions?

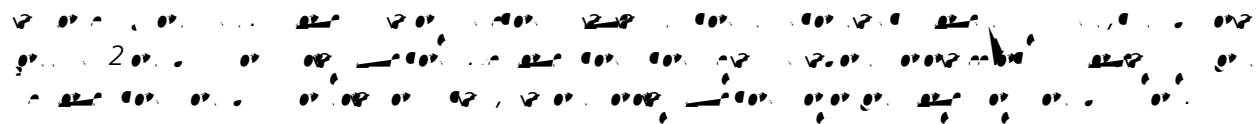


SAY This is the answer sheet you will use during today’s test session. Look at your answer sheet and make sure your answer sheet says Session 2.

When marking answers on your answer sheet, you must darken the circle for the letter that matches your answer for each question. Be sure to use only a No. 2 pencil. You may not use a pen or highlighter on your answer sheet. When you darken the circles, make heavy black marks.

If you make a mistake, erase it completely. Make no stray marks on the answer sheet. Do not make any marks on the back of your answer sheet.

Are there any questions about how to darken the circles on your answer sheet?




SAY This is your Session 2 test booklet. Do not open your test booklet until I tell you to do so.

Look at the cover of your test booklet. Make sure it says “2024 English Language Arts Test Session 2” and “Grade 5.” If you do not have the correct booklet, please raise your hand and I will give you the correct one.

Find the word “Name” at the top of the cover. Write your first and last name on the blank line.



SAY Now, open your test booklet and look at page 1. You will see Tips for Taking the Test.



SAY Are there any questions?


SAY You must work independently, and you may not speak with each other while the test is being administered.

Now, please turn to page 2 and begin.

STEP SIX

Administer the 2024 Grade 8 English Language Arts Paper-Based Test

See the *Grade 8 English Language Arts Paper-Based Test Administration Manual* for more information. See the *Grade 5 & 8 English Language Arts and Mathematics, and Elementary (Grade 5) and Intermediate (Grade 8) Science Paper-Based Test Teacher Directions* (<https://www.pearsoned.com/gade-5-8-ela-math-science>).



SAY You cannot have any personal communications device, including a cell phone, with you during this test or during any breaks, such as a restroom visit. Such devices include, but are not limited to:

- Cell phones
- iPods and MP3 players
- iPads, tablets, and other eReaders
- Laptops, notebooks, or any other personal computing devices
- Cameras, other photographic equipment, and personal scanning devices
- Wearable devices/smart wearables, including smart watches and health wearables with a display
- Headphones, headsets, or in-ear headphones such as earbuds, and

Any other device capable of recording audio, photographic or video content

1A
1A

SAY Now, look at page 1 in your test booklet. Please read along silently as I read the Tips for Taking the Test aloud to you.



SAY Here are some ideas to help you do your best:

Read the whole passage before you answer the questions. Most questions will only make sense after you read the whole passage.

You might need to read the passage more than once to answer a question.

Read each question carefully. Take your time.

A question may include a quote from a passage. You might need to review both the quote and the whole passage to answer the question.

When you write your answers

make sure to answer the whole question;

use examples or details from the text;

write in complete sentences; and


use correct spelling, grammar, capitalization, and punctuation.

SAY Are there any questions?



SAY Before each written-response question you will see the sentence, "This question is worth 2 credits."

Are there any questions?



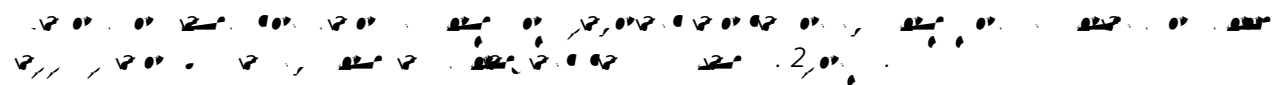
SAY When you see the words GO ON at the bottom of a test booklet page, go on to the next page. When you come to the word STOP, you have reached the end of Session 1. You may go back and check your work. When you are finished please place your answer sheet and answer booklet inside the front cover of your test booklet and close your test booklet.

Are there any questions?



SAY You must work independently, and you may not speak with each other while the test is being administered.

Now, please turn to page 2 and begin.



2024 G ade 5 & 8 E gi h La g age A a d Ma hema ic , a d E me a , -Le e (G ade 5) a d
I e media e-Le e (G ade 8) Scie ce Pa e -Ba ed Te Teache ' Di ec i

2024 G ade 5 & 8 E gi h La g age A a d Ma hema ic , a d E me a , -Le e (G ade 5) a d
I e media e-Le e (G ade 8) Scie ce Pa e -Ba ed Te Teache ' Di ec i

2
not
Only
must
Only
A

SAY You cannot have any personal communications device, including a cell phone, with you during this test or during any breaks, such as a restroom visit. Such devices include, but are not limited to:

- Cell phones
- iPods and MP3 players
- iPads, tablets, and other eReaders
- Laptops, notebooks, or any other personal computing devices
- Cameras, other photographic equipment, and personal scanning devices
- Wearable devices/smart wearables, including smart watches and health wearables with a display
- Headphones, headsets, or in-ear headphones such as earbuds, and
- Any other device capable of recording audio, photographic, or video content, or capable of viewing or playing back such content, or sending/receiving text, audio, or video messages

If you brought any of these items to the building today, and have not already stored it in your locker or turned it over to me, a test monitor, or school official, you must give it to me now. You may not keep your cell phone or any of these items with you, or near you, including in your pockets, backpack, desk, etc. If you keep a cell phone or any of these items with you, your examination will be invalidated and you will get no score. Is there anyone who needs to give me any of these items now?

This is your last opportunity to do so before the test begins.

SAY Today, you will be taking the 2024 Grade 8 English Language Arts Test, Session 2.

SAY Please read along silently as I read the Tips for Taking the Test aloud to you.

SAY Here are some ideas to help you do your best:

Read the whole passage before you answer the questions. Most questions will only make sense after you read the whole passage.

You might need to read the passage more than once to answer a question.

Read each question carefully. Take your time.

A question may include a quote from a passage. You might need to review both the quote and the whole passage to answer the question.

When you write your answers

make sure to answer the whole question;

use examples or details from the text;

write in complete sentences; and

use correct spelling, grammar, capitalization, and punctuation.

For the last question in this test book, you may plan your writing on the Planning Page provided. However, do NOT write your final answer on the Planning Page. Write your final answer on the lined pages.

Are there any questions?

SAY Before each written-response question you will see how many credits the question is worth. For example, "This question is worth 2 credits."

Are there any questions?

SAY Read the passages and answer the questions. All of your answers to the multiple-choice questions must be marked on your answer sheet. All of your written answers must be written in your Session 2 test booklet.

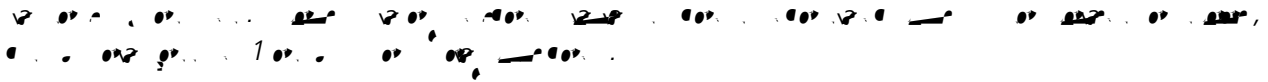
If you need more space to continue or complete an answer, you may use any available blank space in the Session 2 test booklet. Please make sure to clearly note and label the continuation of your answer. Also make sure that you are not using space that has been provided for another question. Remember to write complete and thorough answers and include details and examples from each passage.

SAY When you see the words GO ON at the bottom of a test booklet page, go on to the next page. When you come to the word STOP, you have reached the end of this test. You may go back and check your work. When you are finished please close your test booklet.

SAY

SAY You may not use additional paper for your answers. Only the answers marked on your answer sheet will be scored. However, you may use all available space in your Session 1 test booklet for any calculations or helpful markings you may need to make.

Are there any questions about how to darken the circles on your answer sheet?



SAY This is your Session 1 test booklet. Do not open your test booklet until I tell you to do so.

Look at the cover of your test booklet. Make sure it says "2024 Mathematics Test Session 1" and "Grade 5." If you do not have the correct booklet, please raise your hand and I will give you the correct one.

SAY Find the word "Name" at the top of the cover. Write your first and last name on the blank line.




SAY All of your answers must be marked on your answer sheet. You may, however, make notes, highlight, or underline in your test booklet as you read.


Are there any questions?



SAY Now, open your test booklet and remove your mathematics reference sheet. You can use the reference sheet during this session of the test.




SAY Now, look at the page opposite page 1.



SAY Look at the shaded box. Please follow along while I read what is in the box.

Your answer sheet has a section labeled "SESSION 1 Form" located above the area in which you will place your responses to the test questions. Find this area on your answer sheet now.



SAY Darken the circles to indicate the letter of the form you are using. Your test booklet will show you which form to fill in on your answer sheet. Please darken the circles on your answer sheet as shown below.

Are there any questions?

2

not

2

2

A Only must Only

A

SAY You cannot have any personal communications device, including a cell phone, with you during this test or during any breaks, such as a restroom visit. Such devices include, but are not limited to:

- Cell phones
- iPods and MP3 players
- iPads, tablets, and other eReaders
- Laptops, notebooks, or any other personal computing devices
- Cameras, other photographic equipment, and personal scanning devices
- Wearable devices/smart wearables, including smart watches and health wearables with a display
- Headphones, headsets, or in-ear headphones such as earbuds, and
- Any other device capable of recording audio, photographic, or video content, or capable of viewing or playing back such content, or sending/receiving text, audio, or video messages

If you brought any of these items to the building today, and have not already stored it in your locker or turned it over to me, a test monitor, or school official, you must give it to me now. You may not keep your cell phone or any of these items with you, or near you, including in your pockets, backpack, desk, etc. If you keep a cell phone or any of these items with you, your examination will be invalidated and you will get no score. Is there anyone who needs to give me any of these items now?


This is your last opportunity to do so before the test begins.

STEP SIX

Administer the 2024 Grade 8 Mathematics Paper-Based Test

SAY If you brought any of these items to the building today, and have not already stored it in your locker or turned it over to me, a test monitor, or school official, you must give it to me now. You may not keep your cell phone or any of these items with you, or near you, including in your pockets, backpack, desk, etc. If you keep a cell phone or any of these items with you, your examination will be invalidated and you will get no score. Is there anyone who needs to give me any of these items now?

This is your last opportunity to do so before the test begins.

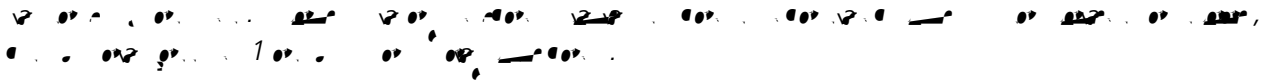


SAY You will be taking the 2024 Grade 8 Mathematics Test. There are two sessions for this test. Today, you will answer the questions in Session 1. Tomorrow, you will answer the questions in Session 2.

This test gives you a chance to show your teachers what you have learned in mathematics this year. The test will not affect your classroom grade. Your school uses

SAY You may not use additional paper for your answers. Only the answers marked on your answer sheet will be scored. However, you may use all available space in your Session 1 test booklet for any calculations or helpful markings you may need to make.

Are there any questions about how to darken the circles on your answer sheet?



SAY This is your Session 1 test booklet. Do not open your test booklet until I tell you to do so.

Look at the cover of your test booklet. Make sure it says "2024 Mathematics Test Session 1" and "Grade 8." If you do not have the correct booklet, please raise your hand and I will give you the correct one.

SAY Find the word "Name" at the top of the cover. Write your first and last name on the blank line.




SAY All of your answers must be marked on your answer sheet. You may, however, make notes, highlight, or underline in your test booklet as you read.

Are there any questions?



SAY Now, open your test booklet and remove your mathematics reference sheet. You can use the reference sheet during this session of the test.



SAY Now, look at the page opposite page 1.



~~SAY Look at the shaded box. Please follow along while I read what is in the box.~~

SAY Now, look at page 1 in your test booklet. Please read along silently as I read the Tips for Taking the Test aloud to you.

SAY Here are some suggestions to help you do your best:

Read each question carefully. Take your time.

You have a ruler, a protractor, a reference sheet, and a calculator that you can use on the test if they help you answer the question.

SAY Are there any questions?

SAY When you see the words GO ON at the bottom of a test booklet page, go on to the next page. When you come to the word STOP, you have reached the end of Session 1. You may go back and check your work. When you are finished please place your answer sheet inside the front cover of your test booklet and close your test booklet.

Are there any questions?

SAY You must work independently, and you may not speak with each other while the test is being administered.

Now, please turn to page 2 and begin.

Handwritten mathematical notes, possibly related to algebra or geometry, including various symbols and equations.

not
Only
must
Only
A

SAY You cannot have any personal communications device, including a cell phone, with you during this test or during any breaks, such as a restroom visit. Such devices include, but are not limited to:

- Cell phones
- iPods and MP3 players
- iPads, tablets, and other eReaders
- Laptops, notebooks, or any other personal computing devices
- Cameras, other photographic equipment, and personal scanning devices
- Wearable devices/smart wearables, including smart watches and health wearables with a display
- Headphones, headsets, or in-ear headphones such as earbuds, and
- Any other device capable of recording audio, photographic, or video content, or capable of viewing or playing back such content, or sending/receiving text, audio, or video messages

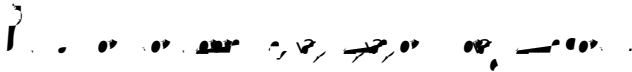
If you brought any of these items to the building today, and have not already stored it in your locker or turned it over to me, a test monitor, or school official, you must give it to me now. You may not keep your cell phone or any of these items with you, or near you, including in your pockets, backpack, desk, etc. If you keep a cell phone or any of these items with you, your examination will be invalidated and you will get no score. Is there anyone who needs to give me any of these items now?

This is your last opportunity to do so before the test begins.

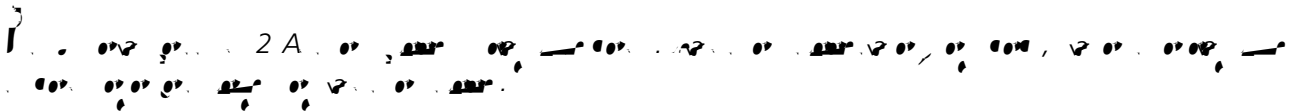
SAY Today, you will be taking the 2024 Grade 8 Mathematics Test, Session 2.

This test gives you a chance to show your teachers what you have learned in mathematics this year. The test will not affect your classroom grade. Your school uses the results of the test to make sure you have the support you need to succeed. Please try your best.

You may use your ruler, protractor, calculator, and mathematics reference sheet, which is inside the test booklet, to help you solve some of the problems on the test. You will mark your answers to multiple-choice questions on your Session 2 answer sheet and you will write your responses to the written-response questions in your test booklet. You will have as much time as you need today to answer the questions.



SAY You may use this graph paper to help you solve the questions on the test. You must record your final answer for each test question on your answer sheet or in your test booklet. Anything that you write on the graph paper will not count toward your final score. The graph paper must be returned to me after you complete your test. If you need additional graph paper while you are taking the test, please raise your hand.




SAY This is the answer sheet you will use during today's test session. Look at your answer sheet and make sure your answer sheet says Session 2.

When marking answers on your answer sheet, you must darken the circle for the letter that matches your answer for each question. Be sure to use only a No. 2 pencil. You may not use a pen or highlighter on your answer sheet. When you darken the circles, make heavy black marks.

If you make a mistake, erase it completely. Make no stray marks on the answer sheet. Do not make any marks on the back of your answer sheet.

You may not use additional paper for your answers for the multiple-choice questions. Only the answers marked on your answer sheet for the multiple-choice questions will be scored. However, you may use all available space in your Session 2 test booklet for any calculations or helpful markings you may need to make.

Are there any questions about how to darken the circles on your answer sheet?



SAY This is your Session 2 test booklet. Do not open your test booklet until I tell you to do so.

Administer the 2024 Elementary-Level (Grade 5) and Intermediate-Level (Grade 8) Science Paper-based Tests

Teachers may use the Science Test in NYSED's annual assessment, facilitated by the state, and the New York State Testing Program (NYSTP).

The 2024 Elementary-Level (Grade 5) and Intermediate-Level (Grade 8) Science Test each consists of a single test administered on a single day. Students have a maximum time allowed to complete the test on the day of the test.

The test consists of multiple-choice (1-correct) and constructed-response (1-correct) items. Each multiple-choice item is followed by four choices, of which only one is correct. Students select the correct answer from the four choices. The constructed-response items require students to write a response to a question or problem.

Both the grade 5 and grade 8 tests are administered in a single day, either in a classroom or in a testing center. The tests are administered in a single day.

For the Grade 5 & 8 Science Test, the following are the CBT grade level minimums for the IEPa (see -US)/ C/P grade, e -US2eeH6Certificate /Page 8 (eg mem ic a) 91 (e (aP

STEP ONE

Check Your Paper-Based Testing

See, i ci a ch admi i a f i ci ega di g he ce i g fa ed a d ed e ma e ia .

A ime ma he c e f he e b e be e ie ed, di c ed, ha ed (hi i c de h gha , eec ic mea).

Prohibited Items

S de h d be de c e e.ii a a ime di g he admi i ai f he e a d ma e a , a h i ed e , i ed ma e ia , c a c h a e , , eec ic de ice ha migh gi e hema fai ad a age he e .Whe de e e he e i g m , c m e e e ha de d b i g a , a h i ed ma e ia .

All students are prohibited from bringing cell phones and certain other personal electronic devices into a classroom or other location where a State test is being administered. Test proctors and school officials shall retain the right to collect and hold any prohibited personal electronic devices prior to the start of the test administration.

A , de b e. ed i ha , hibi ed de ice hie a i g a S a e e m be di ec ed i .e he c m i immedia e. T a f a i be c me f ced a d e ce , he de h d be a ed c m e e he e .The i cide m be e ed m , he ch i ci a .If he de had a hibi ed de ice i hei e i d i g he e admi i ai , he de ' e m be i .a id a ed. N c e ma be c a e d f ha de .

The i cide m be e ed b he i ci a , i i i g , he Office f S a e A e me (OSA) b fa a 518-474-1989 b e-mai (emca_eif@ed.gov) a i he ca e f a de -e a ed e i g i e g a i e , mi admi i ai , he .i ai f S a e e i g i c a d ced e .

Note: S me de i h di abi i e ma e ce ai ec di g/ a bac de ice **only** if hi acc mm dai i ecifica , e i ed a a .i i f he de ' l di id ai ed Ed cai P g am (IEP) Sec i 504 Acc mm dai Pa (504 Pa). I add i , a de ma be a ed e ai a he i e hibi ed de ice i hei e i if he e i d c me ai fie a he ch f ma medica acii e ha he de e i e ch a de ice d i g e i g .Wi h hi d c me ai , he ge e a i c c m m i ca i de ice a .i d ed ab .e i i effec , a d he ch ma a he de e ai a , che i me hie e i g .

Prohibited Items

N e , de a , ci c m a ce , ma i e e e ai e e i de , ma a , e e i e c m me he de ab he c ec e fficie c f he de ' e e hie he e i i g e .l e e i i i e b de c ce i g he mea i g i e e ai f e e i , c h d ad i e de e hei be dgme .P c ma gi e de a i a ce , i he mecha ic f a i g he e , ch a de a di g ha hei m i e- ch ice e e m , be ec ded he a e hee a d hei c ced- e e m be ec ded i he e b e .

... ..

N if , i ci a immedia e, if he e i admi i e ed im e , . E am e f mi admi i ai
 ic de hef i g: e mi i g de ha e a h i ed e i g acc mm dai a d
 e gagi gi he , e f a da d e admi i ai (f e am e, chea i g). (See he eci
 Re i g l eg a i e a d/ Mi admi i ai -i he [h ://
 , ed.g ./ a e-a e me /g ade -3-8-e-a-a d-ma h-e -ma a .])

STEP TWO Plan Your Paper-Based Testing Schedule

Sched e e i g a fficie imef i ci a d e a ai . Pa eadi ci
 de a am de a e, ead ace.

Read Steps One-Six in its entirety prior to administering the test.

Re ie Se Si , Admi i e he Te , - bef e admi i e i g he e .

Each de m ha e ei he a a e hee ec ded ih de if mai a ge e ic
 a e hee , hich i e i e he a icabe cice be da e edi he dem ga hic eci .
 Ifa ec deda e hee i mi i g f a , de , a fficie imebef e e admi i ai
 c m e e he dem ga hic eci a ge e i ca e hee .

A id e i g a fe de ha e had e h, i ca aci , .

The 2024 G ade 5 & 8 Scie ce Pa e -Ba ed Te each c i fa i ge e i ha i admi i e ed i
 e da . The e c ai m i e-ch ice e i a dc ced-e e e i . Each m i e-
 ch ice e i i f ed b, f ch ice , e f hich i he c e ca e . S de i a e he
 m i e-ch ice e i b da e i g cice hei a e hee . S de i i e hei a e
 he c ced-e e e i di ec , i hei e b e .

A ima e, 60 e ce feach e i bec m i ed fm i e-ch ice e i , hie a ima e,
 40 e ce i bec ced-e e e i . Embedded fie d e e i a e ic ded i he
 mbe f e i be . l i be a a e de he he a e i i a embedded fie d
 e e i ha d e c ad hei c e a e ai a e e i ha d e c
 ad hei c e . The e i be . a i a i i he mbe f e i ha ma e each c e , a da a
 e he a mbe f e i f each e i . a , .

S de h fi i h he e bef e he de h d chec hei . O ce he de i fi i hed,
 e ma e ia ma bec ec ed b, he c . A fe a de ' e ma e ia a ec ec ed, ha de
 ma be e mi ed ead ie , . Thi i ie ge i g a eda he di ce i feach ch . N a i g a d
 he ch i e mi ed . O ce a de c m e e he e , , ma e d he e i .

The SIG 2024 will be a 90-minute assessment for the Grade 5 Science Test. It will be a 120-minute assessment for the Grade 8 Science Test. This information is provided for informational purposes only and is not intended to be used for any other purpose. The assessment will be administered in a classroom setting. The assessment will be administered in a classroom setting. The assessment will be administered in a classroom setting.

The following chart provides information about the assessment.

2024 Grade 5 Science Paper-Based Test

Number of Question Clusters	7-9
Total Number of Questions	36-43

2024 Grade 8 Science Paper-Based Test

Number of Question Clusters	10-12
Total Number of Questions	56-62

In general, the individual items will be aligned with the appropriate content specified in the Individualized Education Program (IEP) and Section 504 Accommodation Plan (504 Plan) for the student. However, the accommodations for the assessment will be based on the individual needs of the student. The accommodations for the assessment will be based on the individual needs of the student. The accommodations for the assessment will be based on the individual needs of the student.

Use of Scribes: The scribe will be used for the assessment. The scribe will be used for the assessment. The scribe will be used for the assessment. The scribe will be used for the assessment.

Test Read: The test may be read aloud to the student if the IEP or 504 Plan indicates that the student requires this accommodation.

— *Section 504*
S de h e IEP 504 Pa ecif, he e f ma hema ic a ia b a d a e e mi ed e he e de ice i h he a ge, e a d b ai e edi i f he 2024 G ade 5 & 8 Scie ce Te .

— *Section 504*
S de h e IEP 504 Pa ecif, he e f c i g b c , c e , a abac a e e mi ed e ch de ice i h he 2024 G ade G ade 5 & 8 Scie ce Te . The e f ma hema ic abe i e mi ed , if ecified i a de ' IEP 504 Pa .

Whe de ma e e f ha d-he d cac a :

de a i g he G ade 5 Scie ce Te ma be . ided i h f -f ci cac a i h a a e e cie ific cac a ;

de a i g he G ade 8 Scie ce Te h d be . ided i h cie ific cac a .

Whe de e e he e i g m, cea, e e, di abe he mem , f a, cac a i h

Pace a, D N Di b- ig hed f he e i g m.

Ma e e de 'de a d he he. e de de a e cea ed fa e a e ma e ia .

STEP FOUR Prepare Your Students

He de a ach he e i gi a ea ed, i i e a .

E ai ha he e f a i g he e e i fi d hich c ce ha e bee ma e ed a d hich eed f he de e me .

P i ha me e i ma be m e diffic ha he . E c age a d m i a e , de f h hei be eff .

Be e de de a d he di ec i a d he e ma hei a e hei m i e- ch ice a e hee , a d he e ec d hei c ced- e ea e i he e b e .

A i hem i h e - a i g ced e , b beca ef i ad e e , gi e hi c e ha i dica ea a e he eimi a ea e ch ice . D a i de i ha , e e i .



STEP SIX

Administer the 2024 Grades 5 & 8 Science Paper-Based Tests

SAY: not.

&

(5 8)

not

5

8

Only
must Only

A 0 0.41 6 1 2 6

Any other device capable of recording audio, photographic, or video content, or capable of viewing or playing back such content, or sending/receiving text, audio, or video messages

SAY If you brought any of these items to the building today, and have not already stored it in your locker or turned it over to me, a test monitor, or school official, you must give it to me now. You may not keep your cell phone or any of these items with you, or near you, including in your pockets, backpack, desk, etc. If you keep a cell phone or any of these items with you, your examination will be invalidated and you will get no score. Is there anyone who needs to give me any of these items now?

This is your last opportunity to do so before the test begins.

עברית: אם הביאתם איתכם היום כל אחד מהפריטים האלו, ולא שמרתם אותם כבר היום בתיבת הלוכר או מסרתי אותם לי, מנצ'ור מבחן, או רשמי ממונה, עליכם להעביר אותם לי עכשיו. אתם לא תוכלו לשאת איתכם או לידכם, כולל בכיסים, תיק, שולחן, וכו'. אם תשאיר את הטלפון או כל אחד מהפריטים האלו איתכם, המבחן ייבטל ואתם לא תקבלו ציון. האם יש מישהו שצריך להעביר לי עכשיו את אחד מהפריטים האלו?

SAY Today, you will be taking the 2024 Grade (insert grade level) Science Test.

This test gives you a chance to show your teachers what you have learned in Science. The test will not affect your classroom grade. Your school uses the results of the test to make sure you have the support you need to succeed. Please try your best.

You will mark your answers to multiple-choice questions on your answer sheet and you will write your responses to the written-response questions in your test booklet. You will have as much time as you need today to answer the questions.

עברית: היום אתם תתקבלו למבחן המדע של שנת הלימודים 2024 (הכניסו את רמת הלימודים). המבחן נועד לתת לכם הזדמנות להראות לרבותנים שלכם את מה שאתם למדתם במדע. המבחן לא יפגע בגרד שלכם בחדר הלימודים. בית הספר משתמש בתוצאות המבחן כדי לוודא שאתם מקבלים את התמיכה שאתם צריכים כדי להצליח. אנאנסו את הטוב ביותר שלכם.

SAY This is the answer sheet you will use during today's test. Use your answer sheet to record your answers to the multiple-choice questions.

When marking answers on your answer sheet, you must darken the circle for the letter that matches your answer for each question. Be sure to use only a No. 2 pencil. You may not use a pen or highlighter on your answer sheet. When you darken the circles, make heavy black marks.

If you make a mistake, erase it completely. Make no stray marks on the answer sheet. Do not make any marks on the back of your answer sheet.

You may not use additional paper for your answers for the multiple-choice questions. Only the answers marked on your answer sheet for the multiple-choice questions will be scored. However, you may use all available space in your test booklet for any calculations or helpful markings you may need to make.

Are there any questions about how to darken the circles on your answer sheet?

עברית: זהו הטופס לתשובות שאתם תשתמשו בו במבחן היום. השתמשו בטופס לתשובות כדי לרשום את התשובות שלכם לשאלות המבחן עם אפשרות תשובות אחדות. ודאו שאתם מייצרים סימנים שחורים כבדים בתוך המעגלים. ודאו שאתם משתמשים רק בפרט 2. אתם לא תוכלו להשתמש בפרט או בפרט מודג על הטופס לתשובות. כאשר אתם מייצרים סימנים שחורים כבדים בתוך המעגלים, ודאו שאתם מייצרים סימנים שחורים כבדים. אם אתם עושים טעות, מחקו אותה לחלוטין. אל תעשו סימנים שוליים על הטופס לתשובות. אל תעשו סימנים על גב הטופס לתשובות. אתם לא תוכלו להשתמש בפרט נוסף לתשובות שלכם לשאלות המבחן עם אפשרות תשובות אחדות. רק התשובות שאתם מייצרים על הטופס לתשובות לשאלות המבחן עם אפשרות תשובות אחדות ייבדקו. עם זאת, אתם תוכלו להשתמש בכל החלל הזמין בפרט המבחן לכל חישובים או סימנים שיכולים להיות שימושיים.

SAY This is your test booklet. Do not open your test booklet until I tell you to do so.

SAY Look at the cover of your test booklet. Make sure it says "2024 (insert grade level) Science Test." If you do not have the correct booklet, please raise your hand and I will give you the correct one.

Find the word "Name" at the top of the cover. Write your first and last name on the blank line.



SAY Now, open your test booklet.

Now, look at page 1.



SAY Please read along silently as I read the Tips for Taking the Test aloud to you.



SAY Here are some ideas to help you do your best:

Be sure to read all the directions carefully.

Read each question carefully.

Think about the answer before making your choice or writing your answer.

Make sure you read all the information given for each question.

You have a calculator that you can use on the test if it helps answer the question.

Are there any questions?



SAY For multiple-choice questions, you must mark your answers on your answer sheet by darkening the circle for the letter that matches your answer. Only the answers marked on your answer sheet for the multiple-choice questions will be scored. Use only a No. 2 pencil. If you make a mistake on your answer sheet, erase your mistake completely and darken the circle for the letter that matches your answer.

For written-response questions, you must write your answers directly in your test booklet in the space provided. You may not use additional paper for your answers. Only the answers written in your test booklet will be scored. Write your answers clearly and legibly. If you make a mistake, erase it completely or draw a line through it. Use only a No. 2 pencil. You may not use a pen or highlighter to record any of your answers.

When you see the words GO ON at the bottom of a test booklet page, go on to the next page. When you come to the word STOP, you have reached the end. You may go back and check your work. When you are finished please place your answer sheet inside the front cover of your test booklet and close your test booklet.

Are there any questions?

Test booklets and scoring materials must be kept secure. You are not to discuss the test, show it to anyone, or photocopy the materials, as the security of the test could be breached. However, school personnel may make photocopies of this *Teacher's Directions* if additional copies are needed.



**2024 Grades 5 & 8
English Language Arts
and Mathematics,
and Elementary-Level (Grade 5)
and Intermediate-Level (Grade 8)
Science Paper-Based Tests
Teacher's Directions
Spring 2024**



QA129487